

CITY MANAGER'S REPORT



NOVEMBER 14, 2023

Upcoming City Events, Activities, and Updates

Human Resources Department

Congratulations to William Greenwood and Sara Brockman for their promotions to Lieutenant on November 11th!

The City received the HIRE Vets Gold Medallion Award from the US Department of Labor. The City was one of 859 employers in the United States to receive an award. The City was one of two cities in the State of Texas to win the award for medium employers.

The City is currently taking applications for the following positions:

- **Records Clerk**
- **Building Official's Secretary**
- **Part Time Recreation Aide**
- **Police Officer Trainees**
- **Firefighter/Paramedics**
- **Paramedics**
- **Telecommunicator**
- **Senior Equipment Operator**
- **BPAT/CSI and Water Distribution System Flushing Technician**
- **Chief Plant Operator**
- **Collections Operator**
- **Inventory/Line Locator**
- **Light Equipment Operators**
- **Maintenance Technician II**
- **Maintenance Technician**
- **Mechanic**



The Stewart C. Meyer Harker Heights Public Library started the year off right with new programs and initiatives, and we are happy to keep going!

It's Harker Heights Children's Book Week from November 13 – 18, 2023! The City of Harker Heights has held a Harker Heights Children's Book Week in November for over 20 years. The National Children's Book Week has changed weeks throughout the years, but the Stewart C. Meyer Harker Heights Public Library has chosen to keep its week consistently the full week before the week of Thanksgiving. Over the years we have celebrated in a variety of ways. This year our theme is "Read Together – Learn Together" and encourages families to read, sing, rhyme, talk, and play together at the Library and at home. Throughout our week of activities, we will highlight our favorite children's books and authors with displays, booklists, and facebook posts. On Wednesday, staff will dress up as their favorite book characters! This gives us an excellent opportunity to work on early literacy skills such as letter knowledge, phonological awareness, vocabulary, narrative skills, print motivation, and print awareness. We will provide a week of exciting programs for preschoolers, elementary aged children, and their families. Our wonderful Friends of the Library have graciously donated books to be given to children at some of our programs.

Read Together - Learn Together



Children's Book Week Programs

- Monday, November 13 – 9:00am Baby Music Time for ages 0-18 months; 10:00 am Fall Music Fun for ages 18 months to 6 years
- Tuesday, November 14 – 10:00am Baby Lapsit Program for ages 0-18 months
- Wednesday, November 15 – 10:00 am Special Puppet Show Performance of the Sock Monkey Circus for all ages
- Wednesday, November 15 – 10:00am-12:00pm Sing, Talk, Play, Read, Write Early Literacy Activities for all ages
- Thursday, November 16 – 9:00am – Read To Me Storytime for ages 3-6yrs
- Thursday, November 16 – 10:00am – Read To Me Toddler Time for ages 0-3yrs
- Thursday, November 16 – 6:30 pm – Children's Book Week Family Night for all ages
- Saturday, November 18 – 10am-12pm – Pop Up Free Play for ages 0-6 yrs

Can't come into the Library? Our Virtual Family Night on Thursday, November 16 at 6:00pm on our Facebook Page will also excite families about telling their own stories!

Maker Your Own Book Maker Space is open:

- Tuesday, and Wednesday, November 14, 15, from 10am - 3pm.
 - Saturday, November 18 from 10am - 1pm
 - Tuesday and Wednesday, November 21 and 22 from 10am - 5pm
 - Saturday, November 25 from 10am - 1pm.
- Try your hand at writing and/or illustrating!

November is NaNoWriMo (National Novel Writing Month.) Adults and older teens join us each Wednesday night in November 6-7pm and each Saturday in November from 3-6pm for opportunities to write and share your writing with others!



Let's get together to discuss "Dinosaurs: A Novel" by Lydia Millet on Thursday, November 16 at 6:30 pm. This is a story of a man named Gil who walks from New York to Arizona to recover from a failed love. After he arrives, new neighbors move into the glass-walled house next door and his life begins to mesh with theirs. In this warmly textured, drily funny, and philosophical account of Gil's unexpected devotion to the family, Millet explores the uncanny territory where the self ends and community begins what one person can do in a world beset by emergencies.



Fall Music Time continues through November 2023. Work with your children on rhyme, rhythm, and more! Babies ages 0-18 months and their special adults come at 9:00 am each Monday morning in November. Children ages 19 months through 6 years come at 10:00 am each Monday morning in November. Space is limited. Seating is on a first come-first served basis.

The Library offers a variety of online resources specifically for children. Visit the Library's website at harkerheights.gov/library to access e-books, activities, and more through World Book, Tumble Books, Tumble Math, and TexShare Databases K-12 Resources.



ACTIVITIES CENTER

- **The Activities Center is looking to expand its offerings and needs your help! Volunteers are needed for all programs and event. If you are interested in volunteering please reach out to Sara Gibbs at sgibbs@harkerheights.gov or 254.953.5493.**

ATHLETICS

- **The Youth Basketball program is officially full and will begin on Saturday, November 18 with Player Ability Assessments.**
 - **Basketball season will run December 2023 to February 2024.**



- **The 2024 Youth Sports Schedule has been released and can be found on the Parks & Recreation website!**





SENIOR RECREATION

- **Active Seniors (50+) are invited to PLAY a variety of recreational activities and games on Thursdays from 12:00 pm – 1:45 pm at the Recreation Center. Each month will be a new activity to keep you moving and having fun. This is a great opportunity to exercise and socialize with friends. November's activity will be Indoor Baseball**
- **November's BINGO will be Thursday, November 16th from 1:00 pm – 2:30 pm at the Recreation Center.**
- **Ladies Night Out is on Thursday, November 16th at 5:00 pm. The ladies will be visiting Yank Sing in Killeen. Each attendee is responsible for purchasing their own supper. Registration is required and can be done over the phone by calling 254-953-5683 or in person at the Recreation Center.**
- **The Harker Heights Fire Department will be presenting Stop the Bleed/First Aid to our Senior Recreation Members during the Lunch & Learn on Friday, November 17th from 11:30 am – 1 pm at the Recreation Center.**



RECREATION CENTER HOLIDAY HOURS

The Recreation Center gymnasium will be Closed
November 20 – December 2 due to floor renovations

- The Recreation Center hours of operation for the Thanksgiving holiday will be:
Monday, November 20th – Wednesday, November 22nd open 8 am – 6 pm.
Closed Thursday, November 23rd – Sunday, November 26th.
- Normal business hours will return on Monday, November 27th, 2023.



Parks & Recreation Department

SPECIAL EVENTS AND PROGRAMS

- **Save the date for Frost Fest 2023!** This year Frost Fest will be a two-day event, held on Friday and Saturday, December 8 and 9 from 5:00 pm – 8:00 pm on both nights. Located at the Harker Heights Community Park on 1501 East FM 2410, bring your family and friends for the Holiday Market, fun activities for all ages, photo ops, and a visit with the famous Santa Claus!

Vendor Opportunity for Frost Fest 2023! Applications are now being accepted for the Holiday Market at Frost Fest! Applications are located on CivicRec at <https://bit.ly/487ygkj> . Please note that you will have to create an account first before filling out an application.



- **The Harker Heights Farmers Market has an extended season!** This market is smaller compared to our seasonal market as it is limited to only farmers and ranchers. Held at every Saturday from 10:00 am – 2:00 pm at Carl Levin Park on 400 Miller's Crossing. Know any farmers or ranchers? Please reach out to sgibbs@harkerheights.gov for an application!



GET OUTDOORS (GO) HEIGHTS

- **Join Texas Master Naturalists for a Hike at Miller Springs Nature Center on Saturday November 18th from 9:00 am – 11:00 am!** Participants will go on a 2-mile hike, while learning about the history of the park, and the plants and animals found at Miller Springs. Ages 6+, and Pre-Registration is required. To register go to <https://bit.ly/3MIOpnk> or stop at the Harker Heights Recreation Center on 307 Miller's Crossing.

Community Gardens: Did you know you can grow food through winter? Fight the heat by planting in the Fall. Plots are available at Carl Levin Park Community Garden & Kern Park (Free) Community Garden. Rentals are for six months or one year. To pay and register for your plot, please go to the Harker Heights Rec Center, 307 Miller's Crossing.



POLICE DEPARTMENT

Healthy Homes is still accepting items for their Thanksgiving drive until Friday, Nov 17th. Items needed are boxed mashed potatoes, can green beans, corn and sweet potatoes, stuffing, gravy. Monetary donations are accepted as well. Community Service is still having their Blue Santa Drive. They are accepting new bikes and helmets.



Our Citizen Police Academy Banquet is on Thursday, November 16th at 6pm in the Library Activities Center.

Officer of the Year nominations are accepted until November 30th.


Citizen of the Year (Linda Neault Award) are still being accepted.

We had several officers participate in Badges and Buddies. They were Ofc. Weaver, Det. Sgt. Wolfe, Desiraye, Ofc. Parra, Sgt. O'Hala, Ofc. Valdez, Ofc. Bates, Ofc. Hatfield, Lt. Harrill.

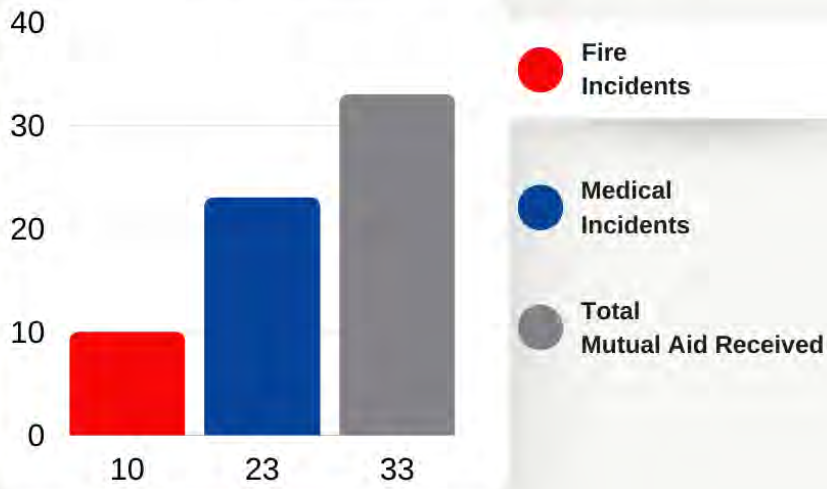


Lt. Jay Leach acted as a judge for the Veteran's Day BBQ Cook Off for Fort. Cavazos.

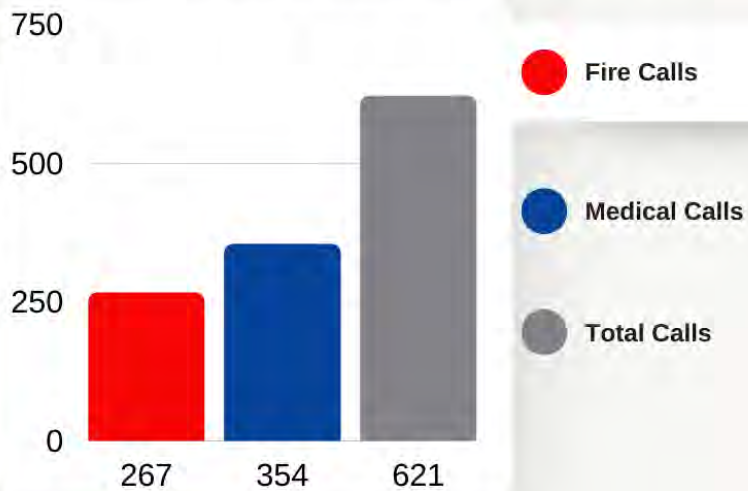
Lt. Jay Leach also participated in LETR (work out with a cop) for Special Olympics in Austin. He supported special Olympians with HIIT (High Intensity Physical Training) to help prepare them for the Summer Special Olympic Games.



Mutual Aid Received October 2023



Total Calls October 2023





Finance Department



ONLINE UTILITY BILL PAYMENTS

	<u>2023</u>	<u>2022</u>	<u>2021</u>	<u>2020</u>	<u>2019</u>
January	\$425,468.44	\$431,215.89	\$347,598.93	\$294,404.59	\$246,908.71
February	\$473,232.50	\$447,458.01	\$259,558.94	\$259,685.74	\$239,620.03
March	\$457,827.45	\$427,327.54	\$337,154.90	\$260,569.11	\$267,408.59
April	\$404,428.51	\$450,611.99	\$341,911.77	\$297,973.05	\$214,513.90
May	\$577,032.32	\$457,447.36	\$455,951.18*	\$337,662.28	\$311,719.63
June	\$508,923.56	\$559,624.69	\$457,853.17	\$291,251.93	\$271,114.94
July	\$549,266.57	\$593,523.31	\$474,837.86	\$433,747.64	\$285,381.75
August	\$700,084.97	\$626,576.19	\$473,342.17	\$380,976.99	\$356,562.37
September	\$732,809.66	\$733,557.95	\$575,867.17	\$466,173.61	\$320,090.38
October	\$640,193.47	\$550,329.57	\$615,499.23	\$433,650.72	\$399,497.35
November		\$597,938.12	\$488,924.69	\$305,732.61	\$358,146.37
December		\$529,760.67	\$540,030.51	\$380,537.34	\$275,957.76

*As of April 26, 2021, automatic credit card drafts are now part of the online utility bill payment totals.

AUTOMATED PHONE PAYMENTS



	<u>2023</u>	<u>2022</u>	<u>2021</u>	<u>2020</u>	<u>2019</u>
January	\$104,768.73	\$110,804.07	\$122,588.54	\$114,100.16	\$85,442.31
February	\$120,067.52	\$107,542.69	\$90,974.33	\$86,917.11	\$73,765.91
March	\$114,106.26	\$112,330.20	\$143,922.62	\$93,411.41	\$71,751.84
April	\$98,130.13	\$110,142.69	\$126,015.15	\$95,350.65	\$65,920.26
May	\$128,587.47	\$111,214.36	\$114,615.29	\$88,860.54	\$88,378.47
June	\$117,678.21	\$126,583.78	\$117,093.13	\$88,539.21	\$74,513.43
July	\$116,990.27	\$127,979.57	\$114,493.61	\$121,025.84	\$93,483.23
August	\$160,801.83	\$136,631.66	\$121,311.92	\$113,130.64	\$107,866.92
September	\$149,676.66	\$153,943.37	\$128,969.57	\$137,771.86	\$106,122.80
October	\$140,226.20	\$120,331.11	\$133,559.38	\$123,306.75	\$120,968.81
November		\$131,364.63	\$109,105.34	\$94,961.20	\$97,515.15
December		\$114,240.31	\$115,096.07	\$116,508.98	\$99,255.97



KIOSK PAYMENTS

	<u>2023</u>	<u>2022</u>	<u>2021</u>	<u>2020</u>	<u>2019</u>
January	\$14,230.92	\$9,974.61	\$13,714.61	\$18,735.25	\$16,084.10
February	\$17,296.49	\$12,965.79	\$11,058.25	\$15,342.02	\$16,019.68
March	\$13,010.92	\$13,519.99	\$16,168.18	\$14,213.01	\$12,078.00
April	\$12,552.09	\$13,777.77	\$14,514.82	\$14,165.99	\$11,636.59
May	\$16,807.66	\$14,264.27	\$12,642.08	\$16,670.43	\$15,446.69
June	\$16,308.52	\$17,616.84	\$13,961.69	\$13,795.19	\$14,092.62
July	\$16,201.62	\$19,794.27	\$13,973.86	\$21,778.38	\$18,147.78
August	\$21,416.32	\$17,131.77	\$13,053.66	\$17,566.80	\$20,613.07
September	\$21,162.07	\$21,855.49	\$15,046.80	\$24,119.28	\$18,407.61
October	\$16,367.61	\$17,549.59	\$19,801.71	\$18,037.50	\$19,399.15
November		\$17,225.45	\$14,707.98	\$15,206.33	\$20,304.92
December		\$19,102.03	\$14,030.94	\$14,953.30	\$15,822.59

NUMBER OF E-BILLS SENT OUT



	<u>2023</u>	<u>2022</u>	<u>2021</u>	<u>2020</u>	<u>2019</u>
January	3,798	3,565	3,245	2,719	2,406
February	3,811	3,566	3,290	2,759	2,471
March	3,852	3,555	3,293	2,880	2,519
April	3,922	3,603	3,321	2,819	2,552
May	3,927	3,654	3,364	2,847	2,533
June	3,960	3,698	3,396	2,931	2,588
July	4,061	3,695	3,461	2,976	2,582
August	4,021	3,747	3,505	3,069	2,622
September	4,054	3,746	3,523	3,072	2,669
October	4,092	3,789	3,536	3,127	2,664
November		3,757	3,548	3,186	2,695
December		3,749	3,533	3,201	2,715

CODE ENFORCEMENT SUMMARY

September 1 thru September 30, 2023

Violation Type	Quantity	Percentage
Outside Storage	73	31.74%
Grass Parking	64	27.83%
Grass	44	19.13%
Brush	9	3.91%
Other*	7	3.04%
Heavy Vehicle Parking	5	2.17%
Trailer	5	2.17%
Fencing	4	1.74%
Basketball Goal	3	1.30%
Building Inspection	3	1.30%
Tree limbs	3	1.30%
Bulk Items	2	0.87%
Maintenance	2	0.87%
Tires	2	0.87%
Trash	2	0.87%
Junk Vehicle	1	0.43%
Skirting	1	0.43%
Boat	0	0.00%
Rubbish & Trash Containers	0	0.00%
Total	230	100.00%

*For Fiscal Year 22-23 the category "Other" includes the following:
Stormwater Contamination; Illegal Dumping; Storage Containers; Lack
of Permit for Work; Façade Maintenance; & Unpermitted Use of
Property.

CODE ENFORCEMENT SUMMARY

October 1, 2022 thru September 30, 2023

Violation Type	Quantity	Percentage
Grass Parking	712	28.85%
Outside Storage	576	23.34%
Grass	420	17.02%
Bulk Items	199	8.06%
Brush	149	6.04%
Tires	83	3.36%
Trailer	77	3.12%
Other*	39	1.58%
Basketball Goal	35	1.42%
Fencing	34	1.38%
Maintenance	29	1.18%
Heavy Vehicle Parking	23	0.93%
Trash	21	0.85%
Junk Vehicle	20	0.81%
Skirting	17	0.69%
Tree limbs	17	0.69%
Building Inspection	10	0.41%
Boat	7	0.28%
Rubbish & Trash Containers	0	0.00%
Total	2,468	100.00%

*For Fiscal Year 22-23 the category "Other" includes the following:
Stormwater Contamination; Illegal Dumping; Storage Containers; Lack of Permit for Work; Façade Maintenance; & Unpermitted Use of Property.

CODE ENFORCEMENT SUMMARY

October 1 thru October 31, 2023

Violation Type	Quantity	Percentage
Grass	197	58.28%
Grass Parking	46	13.61%
Outside Storage	42	12.43%
Brush	12	3.55%
Bulk Items	7	2.07%
Other*	7	2.07%
Basketball Goal	6	1.78%
Maintenance	5	1.48%
Trailer	5	1.48%
Building Inspection	4	1.18%
Fencing	3	0.89%
Heavy Vehicle Parking	2	0.59%
Tires	2	0.59%
Boat	0	0.00%
Junk Vehicle	0	0.00%
Rubbish & Trash Containers	0	0.00%
Skirting	0	0.00%
Trash	0	0.00%
Tree limbs	0	0.00%
Total	338	100.00%



City of Harker Heights
Planning & Development
305 Miller's Crossing
Harker Heights, TX 76548
planning@harkerheights.gov

Economic Development Report

SEPTEMBER 2023 DEVELOPMENT ACTIVITY REPORT

COMMERCIAL DEVELOPMENT

The City issued three (3) commercial construction permits within the month of September.

- 201 E. Central Texas Expressway, Suite 1160 (Men's Wearhouse)
 - Valued at \$75,000.00
- 201 E. Central Texas Expressway, Suite 1460 (The Heights Pizzeria & Drafthouse)
 - Valued at \$30,000.00
- 750 E. Central Texas Expressway (Modern Appliance)
 - Valued at \$1,200,000.00

To date (September 30, 2023) the City has issued a total of seventeen (17) commercial permits totaling 8,630,000.00 in project valuation for calendar year 2023.

RESIDENTIAL DEVELOPMENT

The City issued a total of **three (3)** permits for single-family residential construction within the month of September.

- 3 Single Family permits in The Village at Nolan Heights

The City issued a total of **three (3)** permits for two-family (duplex) residential construction within the month of August.

- 2 Two-Family permits in Comanche Land
- 1 Two-Family permit in Hubbert Addition

To date (September 30, 2023) the City has issued a total of one-hundred eighty (180) residential permits, one-hundred nine (109) single-family permits, seventy-one (71) two-family permits, and zero (0) multi-family permits in calendar year 2023.

As of September 30, 2023, the estimated population for the City of Harker Heights is **35,420** residents. According to the US Census, the population as of April 1, 2020 was 33,097 residents. Since that time, we have added 782 new water accounts with an average household size of 2.97.



City of Harker Heights
Planning & Development
305 Miller's Crossing
Harker Heights, TX 76548
planning@harkerheights.gov

Economic Development Report

OCTOBER 2023 DEVELOPMENT ACTIVITY REPORT

COMMERCIAL DEVELOPMENT

The City issued zero (0) commercial construction permits within the month of October.

To date (October 31, 2023) the City has issued a total of seventeen (17) commercial permits totaling \$8,630,000.00 in project valuation for calendar year 2023.

RESIDENTIAL DEVELOPMENT

The City issued a total of **eighteen (18)** permits for single-family residential construction within the month of October.

- 17 Single Family permits in The Village at Nolan Heights
- 1 Single Family permit in Salazar Subdivision

The City issued a total of **three (3)** permits for two-family (duplex) residential construction within the month of October.

- 2 Two-Family permits in Comanche Land
- 1 Two-Family permit in Cox Addition

To date (October 31, 2023) the City has issued a total of two-hundred one (201) residential permits, one-hundred twenty-seven (127) single-family permits, seventy-four (74) two-family permits, and zero (0) multi-family permits in calendar year 2023.

As of October 31, 2023, the estimated population for the City of Harker Heights is **35,384** residents. According to the US Census, the population as of April 1, 2020 was 33,097 residents. Since that time, we have added 770 new water accounts with an average household size of 2.97.